PROJECT RECIPE™

Berry Harvest

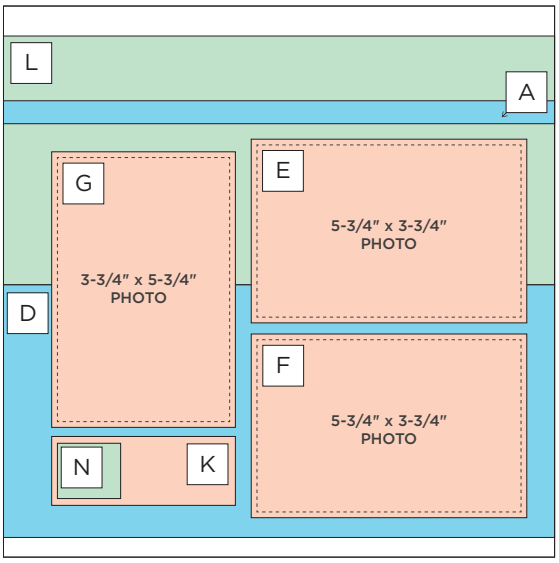

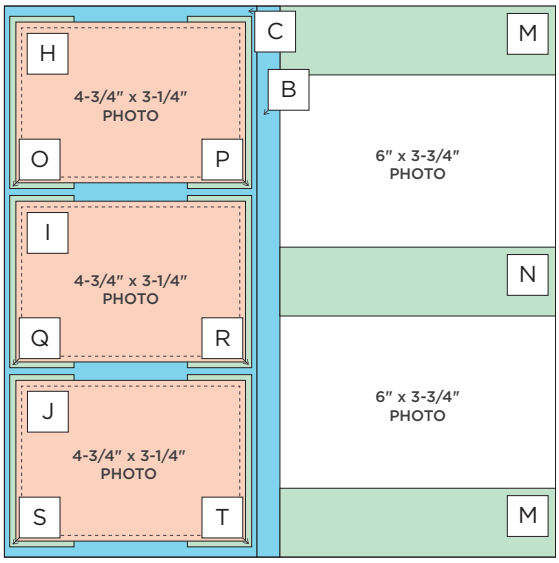

Note: Sketch shown above is meant to correspond with the Cutting Guide. It does NOT represent specific designer papers.

INSTRUCTIONS

- Use one sheet of designer paper for the left base page and one sheet of Beige Solid Cardstock for the right base page.
- Use the 12-inch Trimmer to follow Cutting Guides #1 and #2 with designer paper. Be sure to pay attention to the direction of the paper pattern before cutting.
- Use the Tape Runner to adhere piece D 1/2″ from the bottom of the left page.
- To create pieces L, M and N, use the Canning Jars Border Punch to punch along the left edge before cutting to the size instructed in Cutting Guide #3.
- Use the Repositionable Tape Runner to adhere piece L directly above piece D.
- Use the Tape Runner to adhere piece A 1/4″ below the punched area on piece L.
- Adhere pieces E, F, G and K as shown.
- Adhere piece C along the left edge of the right base page, followed by piece B directly next to it as shown.
- Cut pieces M and N in half, so that you end up with four 6″ borders.
- Adhere both halves of border piece M along the top and bottom of the right page, flush with the right edge.
- Use the Micro-Tip Scissors to cut apart one half of piece N and adhere to piece K as shown.
- Adhere two 6 x 3-3/4″ photos directly above and below piece M's as shown. Then adhere the other half of piece N in between.
- Adhere pieces O and P to the back of piece H. Repeat with pieces Q/R behind piece I and pieces S/T behind piece J.
- Adhere these combined pieces to the left side of the right page as shown.
- Adhere remaining photos and journal onto piece K as desired.
- Optional: Apply stickers using Foam Squares to add dimension.

©2025 CM Group Holdings, Inc. | CM Group Holdings Brands: Creative Memories® | 0725

PROJECT RECIPE™

Berry Harvest

CUTTING GUIDE: Make the following cuts on designer paper.

1 Designer Paper #1

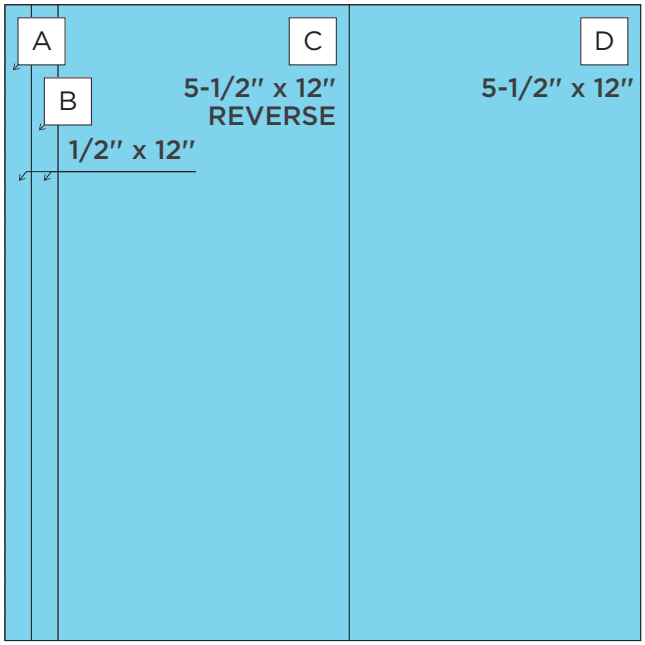

2 Designer Paper #2

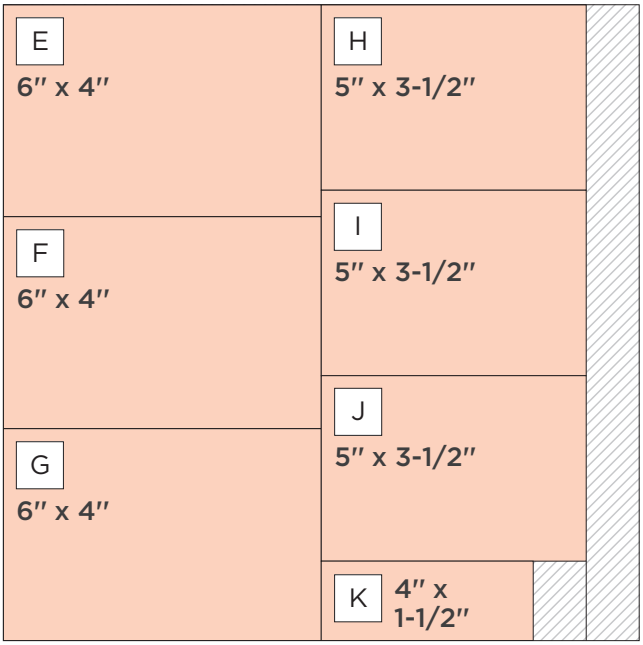

3 Cranberry Solid Cardstock

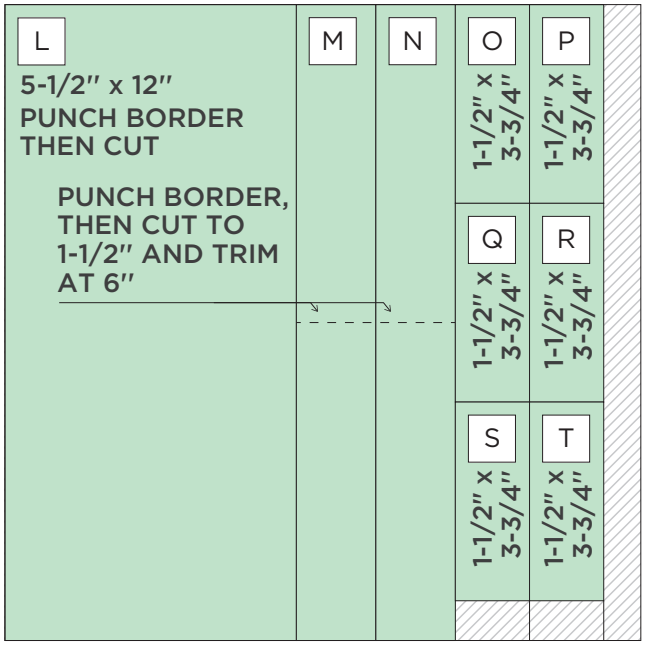

INGREDIENTS

#664363 Berry Harvest Designer Papers (x3)
#660964 Beige Solid Cardstock (x1)
#655316 Cranberry Solid Cardstock (x1)
#656818 12-inch Trimmer
#664344 Canning Jars Border Punch
#648420 Tape Runner
#656528 Repositionable Tape Runner
#657939 Micro-Tip Scissors

OPTIONAL ADD-ONS

#664366 Berry Harvest Stickers
#655669 Black Dual-Tip Pen
#660820 Foam Squares Variety Pack

PHOTO SIZES

(2) 6" x 3-3/4"
(2) 5-3/4" x 3-3/4"
(1) 3-3/4" x 5-3/4"
(3) 4-3/4" x 3-1/4"

©2025 CM Group Holdings, Inc. | CM Group Holdings Brands: Creative Memories® | 0725